

# Graphic Organiser

## Thinking Processes – Generating Ideas

REASONING, PROCESSING AND INQUIRY

CREATIVITY

REFLECTION, EVALUATION AND METACOGNITION



# S.C.A.M.P.E.R.



### How Does It Work?







This tool will help you to exercise your creativity when considering an existing item/system/job and generating ideas to improve it.

### KEY ELEMENTS TO THINK ABOUT

- First, take one minute to brainstorm as many things as possible about the item/system/job that ANNOY you or could be improved!
- Let yourself go a bit wild with your imagination! Think outside the square!
- Then, work through the acronym trying to use all of the letters in an attempt to address those issues.
- Use this in a team to access the power of 'Group Think'

### TASK

How could you improve a pumpkin?

<b>S</b>	UBSTITUTE		Make the flesh purple instead of yellow to give a better contrast when you cut them open. What vegetable could I cross a pumpkin with to achieve this?
<b>C</b>	OMBINE		Make the skin more tasty so you can blend the fruit and the peel together when you make soup. What has a tasty skin?
<b>A</b>	DAPT		Make the outside easier to peel by crossing it with a fruit you peel with your fingers or with a skin you eat.
<b>M</b>	ODIFY		Make miniature pumpkins like yellow squash.
<b>P</b>	UT		Add sugar to make the pumpkin flesh sweet. What fruit could be cross-bred with a pumpkin to produce a sweeter flesh?
<b>E</b>	LIMINATE		Get rid of the seeds – like a seedless watermelon.
<b>R</b>	EVERSE		Have a variety with the seeds on the outside of the vegetable so it's easier to harvest for those wanting the pumpkin primarily for the seeds. Are there any fruits that have their seeds on the outside?